



INDIAN RADIOLOGICAL & IMAGING ASSOCIATION

KARNATAKA STATE CHAPTER

E - NEWS LETTER KIRANA





IRIA



KARNATAKA STATE CHAPTER

E- NEWS LETTER – KIRANA 2025



Berthas Hand

*Hands that serve are holier than lips that pray
Reaching the unreachable, serving the underserved*

Editorial

Berthas Hand - The hand which created a new discovery, new era in medical history, an evolution with constant revolution searching solution.

Since the discovery of X Rays in 1895 November 8th which created History by Sir Wilhelm Conrad Roentgen that kept on answering many diagnostic mysteries in the field of ever expanding medicine and health care.

Imaging Science developed in two sequences which includes

- 1- Discovery – Invention – Convention- Creation – Innovation*
- 2- Industrial evolution – Industrial revolution- Industrial Technological Revolution – Digital Revolution – Natural to Artificial Intelligence Revolution.*

Indian Radiological and Imaging Association

A movement which can be identified in SIX stages: Preliminary, First, Crisis, Recovery, Sustaining and Strengthening.

Karnataka State Chapter of IRIA stands as one of the strongest pillar in National IRIA, with membership strength in top five states, representation in national IRIA at all levels in different stages of the association, one of the major contributor in terms of Academics, Curricular, Co-curricular, extracurricular and active participation in different wings including the social services of IRIA.

*This Newsletter showcases the activities of IRIA Karnataka State Chapter 2025
The year 2025 to me is as special as to any past presidents during their tenure.*

I would like to present the year that was to all members of IRIA.



Dr Pravin G U President IRIA Karnataka 2025


Karnataka State chapter IRIA office bearers 2025



Dr. Pravin G. U.
President



Dr. Sudhir Kale
President Elect



Dr. Goutham M.
Joint Secretary



Dr. Veeresh Hanchinal
Joint Secretary



Dr. Sampangi Remalah
Imm. Past President



Dr. Vijaysardhi A.
Hon. Secretary



Dr. Anitha B.



Dr. Santosh Patil



Dr. Raghavendra



Dr. Ravi badagandi



Dr. Avinash K.



Dr. Rajeswar M.



Dr. Karthik G. A.
Hon. Treasurer



Dr. Madhav Hegde
Vice President



Dr. Ravi N.
Vice President



Dr. Puttaraju




Dr. Ananth C. P.




Dr. Chidanand Murthy

Central Council members

National IRIA office bearers- 2025



Dr. Gurdeep Singh
President



Dr. Pankaj Sharma
Secretary General



Dr. Rijo Mathew
Treasurer

ICRI OFFICE BEARERS



Dr. Shaik Md Sikandar
Chairman



Dr. Natasha Gupta
Secretary



Dr. Pankaj Kumar Yadav
Treasurer

OUR NATIONAL IRIA REPRESENTATIVES



Dr Umesh Krishnamurthy
Past National president



Dr Anand H K
National Joint secretary



Dr Sudhir Kale
Governing Body member ICRI



Flag Salutation

WE HOIST THE FLAG AND PRESERVE ITS DIGNITY.

UNDER THE FLAG WE RESOLVE TO LIVE IN UNITY.

TO ROENTGEN AND OTHER DISCOVERERS, WE SALUTE.

TO SENIORS AND TEACHERS, WE PAY OUR TRIBUTE.

WE PLEDGE TO PRACTICE ETHICS TO THE CORE.

WE PLEDGE TO SERVE THE PATIENTS WITH CARE.

WE RESOLVE TO WORK WITH COMMITMENT.

WE STRIVE CONSTANTLY FOR IMPROVEMENT.

IN UNISON WE SAY, 'LONG LIVE IRIA'.

Warm greetings from Team IRIA KSC 2025

Events and Programs :

KREP , CMEs – Zille Kade Namma Nade , ICRI sponsored program, Social cause/Charity , Out Reach events , Skill development activities , National/State events , Achievements , Honoraries .

Karnataka Radiology Education Program – KREP

The program started for the first time in the state initiated to provide education on Radiology to the Radiologists and Residents at large.

Daily topics covered from Discovery of X Rays , Radio-Physics , Research methodology , Anatomy and applied radiological anatomy , Procedures , Cases covering various systems contributed by teachers , consultants and residents from around 10 institutions –

The teaching material was made available on whatsapp group and www.iriakarnataka.in website on daily basis from January 1st 2025 upto 31st December 2025 without missing a single day in the whole year.

The program initiated by Dr Pravin G U, was well co-ordinated by Dr Madhav Hegde Vice President IRIA KSC 2025. This became one of the flagship program of Karnataka IRIA for the year 2025, finally the program was recognized by Indian Book of Records.

All KREP daily teaching materials available in our website www.iriakarnataka.in

CMEs – Jille Kade - Namma Nade:

For the first time the EC decided to organize monthly clinical meets / programs in different places outside Bengaluru. Programs were well coordinated by Dr Vijaysardhi Secretary.

Secretary termed the program as Jille kade meaning to reach different districts to spread awareness about IRIA and involve members from all over the state, give academic representation to all district learned radiologists. It was like Treasure unearthed seeing many radiologists being so good teachers, organizers and talents aplenty across the state.

Programs were conducted in KIoMS Madikeri , Nandi medical college Chikballapur, SDUMC Kolar, Goroshi Scan centre Gokak , Siddartha Medical College Tumakuru , Mandya Medical College Mandya , SCMCH&RI Channapatna , UDUPI , BMCH Chitradurga , Subbaiah Medical college Shimoga , JNMC Belgaum, JJMMC Davanagere.

World Health Day program was conducted on 23rd April 2025 at Sri Chamundeshwari Medical College Hospital and Research Institute

IRIA Karnataka Shakti wing and Samrakshan participated in the workshop/Education program on Women during Pregnancy and Motherhood – ‘Garbha Parva’.

The program was the first involving Shakti wing for the year 2025. About 45 pregnant women were given awareness on nutrition , Yoga in pregnancy , Awareness on PCPNDT act to mothers , their husbands and In laws done for the first time emphasizing that the penalty and punishment will be first to husband's and in-laws if anyone indulges in sex determination.

Hands on training on baby wrapping, cleaning, how to handle burping infancy was given by faculty of community medicine SCMCH&RI led by Dr Sheethal HoD. Yoga in pregnancy and thought provoking keeping the mind calm was done by Shakti wing IRIA Karnataka Dr Varsha Kale and Dr Jahnvi. Dr Nanjaraj HoD and Vice Principal SCMCH&RI participated along with President IRIA KSC Dr Pravin.



CME Program was conducted at Kodagu institute of medical sciences (KoIMS) today for the first time by IRIA KSC. It was organised by IRIA KSC and hosted by Dept of Radiodiagnosis, KoIMS.

Heartfelt thanks to Dr. Mantar Gowda, MLA, Madikeri Chief Guest of Inaugural function and for his unwavering support for the CME Program.

Grateful thanks to Dr. Lokesh.A.J, Dean and Director of KoIMS, Dr. Vishal Kumar, Principal of KoIMS, Dr. Dr. Somashekar, Medical Superintendent of KoIMS, DHO Dr. Satish.K.M, District Surgeon Dr. Nanjundaiah and Senior Radiologist Dr. Shyam Appanna.

Deep appreciation to Dr. Rachita Ramamurthy and Dr. Muralidhar Kamalapur for elaborate demo on Midtrimester Anomaly scan and fetal doppler in Stage I IUGR as well as for their guest lectures.

Study materials and umbrella distribution to school children was felicitated by the organizers. Sincere thanks to Dr. Raghavendra, Dr. Ravi Badagandi, Dr. Pratiksha, Dr. Abhilash Kumar, Dr. Ravindra Munoli and Dr. Ananda.M for their wonderful lectures. Dr. Sachin.L, I/C HOD and Dr. Ananda.M. are the only 2 radiologists in Dept of Radiodiagnosis, KoIMS and they along with the guidance of Dr. Mantar Gowda shouldered the responsibility of conducting CME. Profound thanks to all of them. Also, thanks to Mr. Kamal jain, owner of KK Allianz, Mindray and Vivere Imaging.



Doctors' Day CME Programme

**Organized at Sri Chamundeshwari Medical College, Hospital & Research Institute
Bengaluru-Mysore Highway, Channapatna. Date: 1st July 2025**

Doctors Day Felicitation by IRIA Karnataka State Chapter to Senior Radiologist Dr Keshav Raichurkar from Mysore by Central Council Member Prof Nanjaraj C P at Sri Chamundeshwari Medical College Hospital and Research Institute.

Dr Vasanth Kumar senior Obstretcian/Gynecologist and Dr Sathyanarayana Senior Surgeon were felicitated by Chief Guest and Medical Superintendent Dr Roshan Kumar.

**Theme: Behind the Mask: Caring for Care Givers
"Robotic Surgeries & Recent Advances in Oncology"**

Speakers: Dr Shivkumar Swamy spoke on Onco Imaging, Dr Soumya J and Dr Vinay Kumar Muttagi spoke on Robotic Surgeries.

Dr Narasimhamurthy Director of MIMS Mandya was the Chief Guest.

The program was followed by cultural activities. Dr Manjula and Dr Yogesh along with their team organized the program.



SAVE THE GIRL CHILD act CME Program was conducted at NMCRI, Chikkaballapur . The program was organised by IRIA Karnataka state chapter in association with Dept of Radiodiagnosis, NMCRI, DHO office, Chikkaballapur and IMA KSB DASS (Doctors Against Sex Selection) Committee.

Deliberations and lectures were on the PCPNDT act. The chief guest for the program was CEO Dr. Naveen Bhat. Queries pertaining to the Act was answered DD Medical Acts Dr. Vivek Dorai sir and DJD Dr. Mamatha madam. Dr Umashankar spoke on implementation of PCPNDT.

Our sincere thanks to Dr. Arjun Bahadur, Prof and HOD, Dept of Radiodiagnosis, NMCRI and Dr. Mahesh Kumar, DHO of Chikkaballapur for conducting hassel-free program. Sincere thanks to Postgraduate students and volunteers whose support was essential for the conduct of the Program.

Nice interactive sessions on PCPNDT act where all stakeholders CEO, IMA President, DASS committee, DHO, Radiologists, Sonologists, Obstetricians, DHO, Deputy Director PCPNDT, PHANA President, Trade representatives , were involved.



ಪ್ರಸವ ಪೂರ್ವ, ಗರ್ಭಪೂರ್ವ ಲಿಂಗ ಪತ್ತೆ ತಂತ್ರಗಳ ತರಬೇತಿ ಕಾರ್ಯಾಗಾರ
ಲಿಂಗಾನುಪಾತ ತಾರತಮ್ಯವು ಸಮಾಜದ ಮೇಲೆ ದುಷ್ಪರಿಣಾಮ

ಮುಖ್ಯ ಅತಿಥಿ : ಡಾ. ನವೀನ್ ಭಟ್
ಚಿಕ್ಕಬಳ್ಳಾಪುರ : ಲಿಂಗಾನುಪಾತ ತಾರತಮ್ಯವು ಸಮಾಜದ ಮೇಲೆ ಅತಿ ಕೆಟ್ಟ ದುಷ್ಪರಿಣಾಮ ಬೀರುತ್ತದೆ ಎಂಬ ಜಿಲ್ಲಾ ಪಂಚಾಯತ್ ಮುಖ್ಯ ಕಾರ್ಯನಿರ್ವಾಹಕಾಧಿಕಾರಿ ಡಾ. ವೈ.ಸಿ.ಎಸ್. ಭಟ್ ಅವರು ಕಳವಳ ವ್ಯಕ್ತಪಡಿಸಿದರು.

ತಾಲೂಕಿನ ಆರೋಗ್ಯಕೇಂದ್ರದ ಸರ್ಕಾರಿ ವೈದ್ಯಕೀಯ ಕಾಲೇಜಿನಲ್ಲಿ ಕೈಗೊಂಡಿದ್ದ ಪ್ರಥಮ ಪೂರ್ವ ಹಾಗೂ ಗರ್ಭಪೂರ್ವ ಲಿಂಗ ಪತ್ತೆ ತಂತ್ರಗಳ ತರಬೇತಿ ಕಾರ್ಯಾಗಾರವನ್ನು ಲಿಂಗಾನುಪಾತ ತಾರತಮ್ಯವು ಸಮಾಜದ ಮೇಲೆ ದುಷ್ಪರಿಣಾಮ ಬೀರುತ್ತದೆ ಎಂಬ ಜಿಲ್ಲಾ ಪಂಚಾಯತ್ ಮುಖ್ಯ ಕಾರ್ಯನಿರ್ವಾಹಕಾಧಿಕಾರಿ ಡಾ. ವೈ.ಸಿ.ಎಸ್. ಭಟ್ ಅವರು ಕಳವಳ ವ್ಯಕ್ತಪಡಿಸಿದರು.

ಪ್ರತಿಯೊಬ್ಬರು ಹೆಣ್ಣು ಲಿಂಗ ಪತ್ತೆ

ತರಬೇತಿ ನೀಡಿದ್ದು, ಇದರ ಮೂಲಕ ಲಿಂಗಾನುಪಾತದಲ್ಲಿ ಸಮಾನತೆಯನ್ನು ಕಾಪಾಡಿಕೊಳ್ಳಬೇಕು. ಇಲ್ಲದಿದ್ದಲ್ಲಿ ಭವಿಷ್ಯದಲ್ಲಿ ತೊಂದರೆ ಆಗುವುದು ಎಂಬ ಕಾರಣದಿಂದಾಗಿ ಈ ಕಾರ್ಯಾಗಾರವನ್ನು ಆಯೋಜಿಸಲಾಗಿದೆ.

ಇದರ ಮೂಲಕ ಲಿಂಗಾನುಪಾತದಲ್ಲಿ ಸಮಾನತೆಯನ್ನು ಕಾಪಾಡಿಕೊಳ್ಳಬೇಕು. ಇಲ್ಲದಿದ್ದಲ್ಲಿ ಭವಿಷ್ಯದಲ್ಲಿ ತೊಂದರೆ ಆಗುವುದು ಎಂಬ ಕಾರಣದಿಂದಾಗಿ ಈ ಕಾರ್ಯಾಗಾರವನ್ನು ಆಯೋಜಿಸಲಾಗಿದೆ.

IRIA ಅಧ್ಯಕ್ಷ ಪ್ರಸಾದ್, ಕಾರ್ಯದರ್ಶಿ ಡಾ. ವಿಜಯ ಸರಸ್ವತಿ, ಜಿಲ್ಲಾ ಆರೋಗ್ಯ ಹಾಗೂ ಕುಟುಂಬ ಕಲ್ಯಾಣಾಧಿಕಾರಿ ಡಾ. ಎಸ್.ಎಸ್.ಮಹೇಶ್, ಡಿ.ಎಂ.ಎಸ್. ವ್ಯಾಪಾರ ಮಂಡಳಿ ಸೋದರ ಅಧಿಕಾರಿ ವೆಂಕಟೇಶ್, ವೈದ್ಯರ ಅರ್ಜಿಗಳ ಬಗ್ಗೆ ದೂರ ಮತೀಕರಣ ಇವರು.

ಪ್ರತಿಯೊಬ್ಬರು ಹೆಣ್ಣು ಲಿಂಗ ಪತ್ತೆ ತರಬೇತಿ ನೀಡಿದ್ದು, ಇದರ ಮೂಲಕ ಲಿಂಗಾನುಪಾತದಲ್ಲಿ ಸಮಾನತೆಯನ್ನು ಕಾಪಾಡಿಕೊಳ್ಳಬೇಕು. ಇಲ್ಲದಿದ್ದಲ್ಲಿ ಭವಿಷ್ಯದಲ್ಲಿ ತೊಂದರೆ ಆಗುವುದು ಎಂಬ ಕಾರಣದಿಂದಾಗಿ ಈ ಕಾರ್ಯಾಗಾರವನ್ನು ಆಯೋಜಿಸಲಾಗಿದೆ.

Shakthi- CME 2025

Congratulations Team Shimoga subchapter of IRIA Karnataka led by Dr Uma P, supported by all members of Shimoga Akhila, Srikanth, Arun, Vinayak Babu, Parmeshwar, Govindswamy, Nandan, Shashank, Chandrashekar, PGs and students for organizing Shakthi CME in a grand way.

Every part of CME was planned meticulously, Speakers Mary, Uma, Prakashini and Flora were superb

Dr Flora's presence along with Varsha and Jahnvi was highlight.

Seniors presence, cardiologists clinical application was healthy discussion and in puts for better patients management was impressive.

DHO Shivamogga Dr Natraj K S also attended and spoke good supportive words to all Radiologists and appreciated their following of PCPNDT act.

Thanks Shivamogga for a lively hosting and CME.

Thanks Dr Shashank HoD Radio Diagnosis for organizing nutrition awareness program for pregnant women at Subbaiah medical college, Distributed fruits to ANC mothers.

City was waterfull

Invocation Soulfull

Talks were Heartfull

Ended with Mindfull

Followed by tasty dinner Stomachfull

Totally CME was Wonderful.



National IRIA Preventive Radiology CME on 3rd August 2025 at J.J.M. Medical College, Bapuji Auditorium, Davanagere.

Nutrition awareness and kit distribution to ANC mothers at Department of Radio Diagnosis, Chigateri General Hospital.

National IRIA Preventive Radiology CME was organized in Bapuji Auditorium

Dr. Uma Maheshwara Reddy spoke on Imaging the Ischemic Penumbra: From Conceptual Foundations to the Mechanical Thrombectomy Era and Advanced MRI Techniques and Radio-genomics in Brain Tumor Risk Stratification and also spoke on Liver Elastography : Techniques, Interpretation, and Pitfalls

National Co-ordinator for preventive radiology Dr Rijo Mathew gave Keynote Address on Preventive Radiology with strong emphasis on imaging in non communicable diseases and changing life styles especially in early recognition and preventing long term and permanent pathological changes.

Inaugural Function was presided by Dr Pravin G U President IRIA KSC , Dr Jeevika HoD Radiology JJMMC welcomed all ,Chief guest Dr Shukla Shetty Principal JJMMC who appreciated the efforts of IRIA in introducing preventive radiology program which in long run would help bring and control many of the preventable diseases , Presence of Dr Pankaj Sharma Secretary General National IRIA who spoke on the need of preventive radiology , the concept and relevance also stressed the need of IRIA to promote the same for quality health life of the society. Vote of thanks by Dr Avinash katur. Dr Umesh K, Prof S R Hegde , Dr Pramod setty, Dr Arya and EC members were present, Dr Ravi N was the KMC Observer.

MINDRAY Tech Talk Mr. M. C. Ekambaram

Liver fat Quantification – techniques USAT and Future Directions was well taught by Dr. Rijo Mathew

Hypoxic-Ischemic Encephalopathy: Imaging Spectrum and Key Differentials was described by Dr. Nandakumar

Talks on Cancer-Safe India – A.Head and Neck Imaging Dr. Pankaj Sharma

B. Breast Imaging Dr. Sudhakar C

C. Prostate Imaging: PIRADS Dr. Sudhir Kale

Demonstration on Liver Elastography Dr. Uma Maheshwara Reddy

Hands-On Workshop Dr Uma Maheshwara Reddy Dr. Rijo Mathew

Dr. Pankaj Sharma Dr. Nandakumar Dr. Sudhir Kale Dr. Sudhakar S. Dr. Avinash M.

Katur Dr. Kishan Ashok Bhagwath Dr. Sunil H. C. Dr. Sowmya J



Raksha program on Raksha Bandhan at JNMC Belgaum.

Nutrition awareness to pregnant and post natal women done.

Awareness on PCPNDT act to common people by Radiology and OBG department.

Dr Santosh Patil and team organized the program. Baby kits were given to all with pamphlets on nutrition for pregnant and post natal women.

President IRIA KSC Dr Pravin explained the activities of Raksha, Samrakshan and Shakthi. OBG HoD and faculty appreciated IRIA for outreach activities.

Dr Pradeepgoud Patil, Dr Pradeep, and other staff, Residents participated.

Rakhi was celebrated by the pregnant women and OBG HoD by tying Raksha Bandhan[RAKHI] to IRIA members and residents.

It was a memorable event at JNMC. Sincere thanks to, Dr Mali, Dr Ashwin, Dr Pradeepgoud Patil, Dr Virupaxi, Dr Santosh & Dr Pradeep Goudar, OBG - Dr Yeshita Pujar [HoD]& Dr Shruti for their kind presence and support.



Belagavi, Karnataka, India
Nehru Nagar, Belagavi, Karnataka 590010, India
Lat 15.887865° Long 74.519746°
09/08/2025 11:01 AM GMT +05:30



Belagavi, Karnataka, India
Nehru Nagar, Belagavi, Karnataka 590010, India
Lat 15.887827° Long 74.51978°
09/08/2025 11:02 AM GMT +05:30



Belagavi, Karnataka, India
Nehru Nagar, Belagavi, Karnataka 590010, India
Lat 15.887865° Long 74.519746°
09/08/2025 11:08 AM GMT +05:30



Belagavi, Karnataka, India
Nehru Nagar, Belagavi, Karnataka 590010, India
Lat 15.887865° Long 74.519746°
09/08/2025 11:03 AM GMT +05:30



Belagavi, Karnataka, India
Nehru Nagar, Belagavi, Karnataka 590010, India
Lat 15.887794° Long 74.519738°
09/08/2025 10:54 AM GMT +05:30

IRIA Karnataka State Chapter organised CME Program for the first time at Gokak, Belagavi district.

The CME was organised in association with Gokak Radiologists at Goroshi Scan and Diagnostic center on Sunday (10 Aug 2025).

Gokak Radiologists include Dr. Shetteppa Goroshi, lively Dr. Kiran Navalgatti, Dr. Shiddalinga, Dr. Shivaprasad Savaganvi, Dr. Sheetal Umarani, Dr. Mahantesh uppin and Dr. Jadhav. Our sincere thanks to each one for their contribution in conducting the CME.

The CME started with Invocation dance by Ms. Kruthika and Ms. Sarala.

The presentations followed by demo were lively as well as informative. Dr. Shetteppa Goroshi started with Neurosonogram, followed by Dr. Ravi Badagandi (USG Orbit), Dr. Varsha Kale (Sonomammography), Dr. Murali (fetal heart) and Dr. Naveen Ballal sir with Dr. Milind Kulkarni (Adult Echo).

The demo were followed by excellent lectures by Dr. Kishan Bhagwat (HRCT in COVID and Pneumoconiosis), Dr. Shankar (Cardiac MRI), Dr. Vishwanath Bovi (PCPNDT) and Dr. Jyothi.S with Dr. Vishwanath.S (Financial Management). The program concluded with impressive lecture by Psychiatrist Dr. Basavaraj on Managing suicidal tendencies. The sessions were chaired by Dr. Sushma Patil, Dr. Kempanna, Dr. Vishwanath, Dr. Bharathi Patil, Dr. Virupaksha, Dr. Naveen, Dr. Rajendra Mali, Dr. Vrushali umarani, Dr. Dandargi, Dr. Praveen Mudalagi, Dr. Siddaling, Dr. Nagendra patil, Dr. Vijay chawan, Dr. Praveen Koppad, Dr. Arun, Dr. Shreyas Patil, Dr. Pravin.G.U, Dr. Sudhir Kale and Dr. Vijayasaradhi. Our heartfelt gratitude to all of them.

Also our thanks to the KMC observer Dr. Pradeep Goudar.

About 65 delegates participated in the program and majority were consultants.

On behalf of IRIA KSC, Dr. Pravin.G.U distributed nutrition kits.

We are deeply grateful to hard working Dr. Shetteppa Goroshi, Dr. Kavitha Goroshi, Mr. Mahatesh Goroshi, Mr. Santhosh and all members of Goroshi Scan and Diagnostic center





IRIA Karnataka state chapter organised Fetal CME Program at Siddhartha Medical college, Tumkur on 24th August, 2025.

Our heartfelt thanks to Mr. Ashok.K.V, Superintendent of police, Tumkur district and Dr. Vasanth Kumar, Director of health and Family welfare for gracing the Program as Chief Guests of the CME.

Informative lectures by Dr. Sanjay Raj (Lifestyle management), Dr. Ravi Badagandi (Dating scan), Dr. Prathiksha Shetegar (screening for aneuploidy), Dr. Muralidhar Kamalapur (Four chamber Abnormalities), Dr. Aditi jhadav (Axial section of fetal brain), Dr. Dhruva Rajgopal (Basics of Fetal interventional procedures), Dr. Abhilash Kumar (Cardiac case presentations), Dr. Mahesh Babu (PC&PNDT), Dr. Bharath.K.S (Through the needles eye - A glimpse in IR) and Dr Anand.S.H (Basics of financial planning for doctors).

Excellent demo of NT Scan by Dr. Rachita Ramamurthy and growth scan with doppler by Dr. Muralidhar Kamalapur. Our heartfelt gratitude to both of them.

Quiz was conducted by Dr. Raghavendra, Dr. Ravi Badagandi and team. App based 30 multiple choice questions were asked. 61 delegates participated. The winners were Dr. Vinutha (First prize - SSMC, Tumkur), Dr. Srinivas (Second prize - BMC&RI) and Dr. Raghavendra.K (Third prize - Akash medical college). Hearty congratulations to all the winners. Surprise aspect was that only 46% of the 61 participated delegates knew the full form of IRIA.

Heartfelt gratitude to Dr. Raghavendra of Karnataka institute of fetal sciences for helping us to conduct the CME. We are deeply grateful to Dr. Gurushankar sir, HOD Dr. Anand.S.H, Dr. Prakash jain, Dr. Bhanuprakash, Dr. Mohan, Dr. Pavan, Dr. Karthik, Dr. Vinutha, Dr. Apoorva and all members of organising team of Siddhartha Medical college. Sincere thanks to GE for sponsoring the program.



Teachers Day Program

*Cadaver based Image guided workshop at SCMCH&RI Channapatna with IRIA KSC
Sincere Thanks to Organizing team of today's Cadaver based image guided workshop, as part
of MEU initiative.*

*Thanks to all participants, resource teachers of all departments, Dr Amogh V N
musculoskeletal radiologist for his presence and live demonstration of CT guided bone biopsy.
Dr Nanjaraj Vice Principal and CCM IRIA welcomed all the teachers with Sanskrit shloka on
Guru, participants, Delegates and students.*

*Dr Pravin Principal/President IRIA KSC gave Introduction to the program and importance of
cadaver as simulator, also emphasised the need to create awareness to society regarding organ
and body donation as per RGUHS initiative.*

*Program started with applied anatomy for all procedures extensively and in detail by
Dr Supriya Asso Prof Anatomy reminding about Cadaver as our First Teacher.*

*How to take consent its importance by Dr Vinay AP Gen Med, How to write a proper
requisition by Dr Sukanya Biochemist.*

*Inaugural function was done by lighting the lamp and floral tributes to Bharathrathna S
Radhakrishnan.*

*Dr Nisarga spoke about importance of Teachers Day. 6 body donors were felicitated and given
appreciation certificates by Dr Suresh HOD Anatomy and Dr Shakunthala Prof Anatomy with
ID card of body donation.*

*Importance of Image guidance for accurate sample collection was highlighted by all speakers.
Dr Rajendran Asso Prof spoke on Pleural and pericardiocentesis indications,
contraindications and procedures.*

Dr Pravin spoke on image guided Liver, Thyroid and Renal biopsy.

*Dr Lakshmikanth Surgeon spoke on indication and contraindications of Peritoneal aspirations,
supra pubic Catheterization.*

Dr Shubha Asso Prof Anaesthesia spoke on Celiac and Lumbar plexus block.

*Dr Deepti Prof Pathology and Dr Nishanth presented Thyroid FNAC procedures with a role
play .*

Part 2

*Delegates were taken to Dissection hall. Mindray supported by providing sonography
machines.*

*Dr Supriya administered Cadaveric Oath, Showed surface marking pertaining to the
procedures.*

Image guidance for procedures done by Radiologists.

*Dr Pravin and Dr Shrunga demonstrated procedure of Liver, Thyroid and Renal biopsy and
participants were given hands on training.*

*Dr Rajendran and Dr Vinay along with Dr Sanketh demonstrated Pericardiocentesis and
pleural aspirations with hands on experience to Delegates. Lumbar puncture CSF analysis was
also shown.*

*Dr Shilpa, Dr Lakshmikanth and Dr Lohith Surgeons demonstrated Ascitic tapping, Bladder
Catheterization and participants practiced on cadaver.*

Dr Deepa Prof Dr Shubha and Dr Nisarga Anaesthesia, demonstrated C Arm guided Celiac and lumbar plexus block.

Dr Amogh and Dr Nanjaraj demonstrated CT guided bone biopsy procedure.

Dr Megha Asso Prof Microbiology demonstrated biomedical waste Mangement of instruments and materials used along with biohazard safety procedure.

Finally participants were shown histopathological slides on decahead with explanation of pathological slides pertaining to the procedures done by Dr Deepti.

My Sincere Thanks to Management of SCMCH&RI, IRIA , Admin staff , Nurses, Technicians of all departments especially anatomy for their kind cooperation.

My thanks to IT department Nagarjuna and Abhinandan Photography department for capturing the moments of Teachers Day program.

Pretest and Posttest was also done.





IRIA Karnataka state chapter organised Abdominal Imaging CME Program at Sri Devaraj Urs Medical College, Kolar (13-09-2025).

Our heartfelt thanks to Dr. D.V.L.N Prasad, CAO, SDUAHER for gracing the Program as Chief Guest of the CME.

Our sincere thanks to Dr. Muninarayana, Registrar, SDUAHER and Dr. Prabhakar.K, Principal, Sri Devaraj Urs Medical college for their support.

Dr. Narayana.H.T was honoured by Dept of Radiodiagnosis, Sri Devaraj Urs Medical College

Informative lectures were provided by Dr. Narayana.H.T sir (Essentials of Abdominal Radiograph), Dr. Mahesh Kumar.R (EV management of GI bleeding), Dr. Diwakar.D (Imaging of Acute Pancreatitis and its complications), Dr.H.T. Narayan sir (Relevance and Present status of Barium contrast procedures in evaluation of GIT Disorders), Dr. Bharath.K.S (Hepatobiliary interventions), Dr. Sandeep.M.B.Desai (CT and MRI in adrenal lesions - cases) and Dr. Richa Jain (Imaging biomarkers in NAFLD), Dr. Manjunath.Y.C (PC&PNDT) and Dr. Sahana (Mental health in doctors). Our Sincere thanks to all speakers.

We are deeply grateful to Dr. Anilkumar Sakalecha sir, HOD, Dr. Harini Bopaiah madam, Dr. Adarsh, Dr. Anees, Dr. Hemanth, Dr. Jagannath, Dr. Usha, Dr. Mahima, Dr. Bhargavi and all members of organising team of Sri Devaraj Urs Medical College for conducting hassle-free program.

Sincere thanks to SDUAHER, GE contrast, Vivera Imaging and RR constructions for sponsoring the program.



World Radiology Day CME Program at MIMS Auditorium
on 08th November 2025.

IRIA Karnataka state chapter in association with Depts of Radiodiagnosis, MIMS, Mandya & AIMS, Bellur organised World Radiology Day CME Program at MIMS Auditorium on 08th November 2025.

Introduction to Roentgen Day by Dr. Rajesh, Prof and HOD, Department of Radiodiagnosis, MIMS.

The chief Guest for Inauguration was Dr. Prashanth Eshwar , Senior Radiologist from Mandya. The inauguration was graced by Dr. Narasimhaswamy, Dean and Director, MIMS, Dr. Shivakumar, MS, MIMS, Dr. Darshan, RMO, MIMS, Dr. Rajesh, HOD, MIMS, Dr. Shashikumar, HOD, AIMS, Dr. Pradeep.S, Dr. Chandan, Organising Secretary, Medcloud and Dr. Vijayasaraadhi.A.

Senior Radiologists Dr. Prashanth Eshwar, Dr. Pradeep S and Dr. Latha were felicitated. Our fetal radiology expert Dr. Pradeep S gave an excellent lecture on Aneuploidy markers in first trimester. He also gave a mesmerizing demonstration of Midtrimester scan, NT scan, Twin pregnancy (MCDA) and fetal echo. Our heartfelt gratitude to Dr. Pradeep.S.

Post lunch session started with informative lecture on HRCT in ILD by Dr. Mahesh.B.M. This was followed by excellent demo of shoulder joint by adept Dr. Amogh.V.N.

Echocardiography demo of normal heart was given by proficient Dr. Naveen Ballal, Udupi. This was followed by Echocardiography of abnormal by Ms. Ranjini, Asst prof from JSS. Dr. Sudhakar.S gave live demonstration of Sonomammography in lactating lady who complained of lump in breast.

Our sincere thanks to all the patients and deepest gratitude to Dr. Mahesha.B.M, Dr. Amogh.V.N, Dr. Naveen Ballal, Ms. Rajani and Dr. Sudhakar.S.

We also thank Dr. Bhagyalakshmi, Psychiatrist at MIMS for her wonderful talk on BURNOUT.

The program concluded with lecture by Dr. Vinay Kumar.K.M, IR from people tree (and Prakriya hospital), Bangalore, on Role of IR in management of Varicose veins. Our sincere thanks to him.

We are deeply grateful to Dr. Rajesh.R (Prof and HOD) for his astute planning of the program. Our sincere thanks to Dr. Shashikumar, Prof & HOD of AIMS, Bellur, Dr. Geetha, Asso prof, MIMS, Dr. Devika, Asso prof, MIMS and all Postgraduate students of MIMS

Thanks to Dr. Chandan.K, the organising Secretary of CME and CEO of Medcloud diagnostics pvt Ltd, Mandya.

We thank our sponsors Samsung India Electronics Pvt. Ltd. for sponsoring the Program. Our Sincere thanks to Mr. Arjun, Mr. Rajendra, Mr. Charan and others of Samsung.



IRIA Karnataka state chapter in association with Dept of Radiodiagnosis, SNMC, Bagalkot organised CME Program at Acharya Auditorium, SNMC on 16th November 2025.

IRIA Karnataka state chapter in association with Dept of Radiodiagnosis, SNMC, Bagalkot organised CME Program at Acharya Auditorium, SNMC for the first time on 16th November 2025.

Dr. Gaurav Kant Sharma from Jaipur institute of Pain and Sports Injuries and expert in MSK Radiology gave informative lecture and demonstration of ultrasound shoulder. He also gave guest lecture on Radiology in pain management.

Inauguration was done by Dr.(Smt).Bhuvaneshwari.C.Yelamalli, Dean, SNMC, Bagalkote and Dr.S.A.Kora, Medical Superintendent, HSK Hospital. Dr. Sateesh Tumbal was the KMC observer.

Dr. Navin.M.Mulimani, prof and HOD, Dept of Interventional Radiology, KAHER, Belgavi gave two lectures, one on Current Concepts of Stroke and Interventional Radiology therapeutic options and other on Interventional radiology solutions in OBG.

Dr. Ravi Badagandi gave lecture followed by insightful demo on Fetal Echocardiography.

Dr. Sreenivasa Narayana Raju, Interventional Radiologist from Valluvand Hospital Complex, Pallakad, Kerala gave an excellent lecture on an approach to management of Varicose Veins.

Dr. V.V.Shindollimatt, Laproscopic surgeon, Gokak and financial expert gave guest lecture on Smart financing options for doctors.

Dr. Vinod Akkasali, Psychiatrist, SNMC gave factual guest lecture on BURNOUT among Radiologists: Suffering in silence and working towards wellness.

Dr. Ravi.K conducted hands-on workshop about percutaneous drainage procedures on cadavers.

Our heartfelt gratitude to all guest faculties. Our sincere thanks to the patients. Thanks to Dr. Rudresh Halawar (Prof and HOD) for his efficient planning of the program. Our sincere thanks to Dr. Ravi.K, Dr. Sushmitha, all staff and Postgraduate students of Dept of Radiodiagnosis, SNMC. Also we thank our sponsors Mindray and Vivere Imaging for sponsoring the Program. Our Sincere thanks to Mr. Abhishek Nayak, Mr. Harish and Mr. Pradeep.



Rajyotsava with Radothsava

23rd November 2025

Rajyotsava with Radothsava was celebrated at Chitradurga Fort and Basaveshwara medical college.

Visit to FORT [First Outdoor Radiology Teaching] and one talk on Radiation safety and MR safety by Mr Shivmurthy senior Radiographer in the Fort.

Flag hoisting at Basaveshwara medical college hospital, Distributed baby kits and fruits to patients, Talk on PCPNDT by Dr Gowri, Safety methods by Dr Ashwini.

Felicitated senior Radiographers from Davanagere and Chitradurga.

IRIA Shakti Onake was presented to women, Department of Radiology, BMCH.

Dr M S Rajesh Medical Superintendent spoke on Communication skills and its importance in patients care.

Dr Pravin President IRIA Karnataka spoke on Rajyotsava and Radothsava.

My Sincere Thanks to Dean/Principal Dr Prashanth, Dr Rajesh Med Superintendent who was there from morning , took all to Fort and hoisted the flag.

I thank Dr Naveen S M HoD BMCH Radiology for his presence.

My thanks to Dr Naveen, Dr Girish , Dr Shruthi and all faculty of Radiology from BMCH, Dr Avinash from JJMMC, All the residents , Radiographers from BMCH , JJMMC.

Teaching and all teaching staff of BMCH, Mrs Roopa who coordinated the program.

My thanks to SJM management for all the hospitality and transportation.





IRIA KAPUR

CME on Cardio-Vascular Radiology . Across the Full Spectrum of Life **organized by Udupi District Radiologists**

*Last *Jille Kade Program* of IRIA Karnataka state chapter for the year 2025. It was conducted in association with Udupi district Radiologists at SMVITM and Niraamaya campus, Bantakal, Udupi on 21st December 2025.*

Dr. Naveen Ballal, Director Niraamaya and Radiologist at Ambalpady medical centre, Udupi gave talk on AI, Automation and Digital tools in Radiology. He also gave lecture and demo on Child and Adult Echocardiography.

Dr. Krishna.C from Sri Hari Diagnostics, Bengaluru gave an excellent informative lecture on Fetal Echocardiography. Dr. Devadasa Acharya, HOD, Yenepoya Medical College, Mangalore gave a guest lecture on Chest X-Ray in modern cardiovascular evaluation.

Senior Radiologists Dr. Ammunje Aravinda Nayak sir, Dr. Venkatarama Udupa sir and Dr. Deepak Prabhu sir were felicitated. As Dr. Deepak Prabhu sir couldn't come today due to personal reasons, Dr. Chaithra.S, Radiologist at Ambalpady medical centre, Udupi gave an in-depth guest lecture on Vascular doppler: A practical Approach.

Dr. Hariprasad.S.Shetty from AJ medical College and Research Centre gave an excellent lecture on CT and MRI on Cardiovascular imaging.

Dr. Rajagopal.K.V, Prof and HOD from KMC Manipal, gave a guest lecture on Advances in Vascular Interventional Radiology.

We thank our sponsors EC Medlines and Mindray for sponsoring the Program.

We are deeply grateful to Dr. Naveen Ballal sir, Dr. Gautham, Dr. Chaithra, Dr. Amna hegde, Dr. Archana Adiga, Mr. Shivashankar Pai (Principal of Niraamaya Allied health sciences College), Mrs Roshani Rodriguez (Principal of Niraamaya Nursing College), Mrs. Jonsy and entire team of Niraamaya, the technical team of SMVITM engineering college .



Bengaluru CMEs

Cardiac CT and MRI Master class was conducted on March 16th 2025 at Phillips Innovation Centre, Bengaluru.

An Introductory Cardiovascular Imaging workshop on why CMR and yes CCT for radiology residents.

Organized by Sri Jayadeva Institute of Cardiovascular Sciences and Research Bengaluru. Dr Ashita Barthur and Dr Shankar K R supported by Dr Rajendra T , Dr kirthi Yadava, Dr Sneha Rathod , Dr Jyothirmayi.

The first CME in 2025 was very interesting with hands on training on CADRADS , Ischemic / Non-ischemic cardiac diseases given in individual work station to each participant at Phillips Innovative Centre on cardiac imaging CT and MR along with lectures on cardiac imaging.

Introduction to Coronary CT- Dr Ashita Barthur

Patient preparation –lecture – Dr Sneha Rathod

Acquisition and post processing – lecture and How I read a CT CAG study - Hands-on - with use of post processing software – Dr Ashita Barthur

CAC- Hands-on - how to calculate using post-processing software – Dr Kirti Yadav

CAD-RADS lecture and CAD-RADS - Hands-on by Dr Shankar , Dr Rajendra , Dr Ashitha, dr Jyothimayi and Dr Sneha Rathod

Introduction to Cardiac MRI – Dr Ashitha

Patient preparation – lecture Dr Kirthi

Cardiac MRI planning – lecture –Dr Jyothirmayi

Cardiac Sequences – lecture Dr Rajendra

How I read a Cardiac MRI - Hands-on Dr Ashitha

Ventricular quantification and ows/hemodynamics – lecture Dr Sneha

Hands on ventricular quantificationand ows - Hands-on Dr Shankar and Dr Rajendra

Bay Visit Philips Team

Womens day cake cutting was also done on the occasion.





Woman's day 2025 in association with IMA Bengaluru, at IMA hall with Jatha

Spreading awareness among public and joining hands with IMA Bengaluru , Walkathon was organized .Dr Veerabhadrappe Chiniwalar IMA KSB President presided the program Eminent women representatives Dr Jayanthi Vice Chancellor Sapthagiri University , Dr R K Saroja Senior Radiologist ,Dr Vivek Dorai Deputy Director PCPNDT participated along with IMA office bearers.



The Fetal Medicine Workshops at KIMS Bengaluru.

The Fetal Medicine Workshop and Case Discussions were conducted on 27th April 2025, may and June 2025 at Kempegowda Institute of Medical Sciences. 1st Trimester Anomaly ,TIFFA AND 3RD Trimester scan by Dr Srinivas S.

Fetal medicine workshop and case discussions was held at KIMS, Bangalore.

Live demonstration and case based discussions were done.

Dr. Srinivas.S sir did live demonstration with SonoScape S80 ELITE equipment.

Dr. Tanisha.S.Bhat, Dept of psychiatry, KIMS spoke about Stress Management.

Dr. Sanjay.S.C, HOD, Dept of Radiodiagnosis, KIMS shared his experience about :
Financial Management for Radiologists

In a much-needed and eye-opening session, Dr. Sanjay addressed a topic often overlooked in medical training - financial management for radiologists. With clarity and practical wisdom, he emphasized that sound financial planning is not just about wealth accumulation but also about ensuring long-term security and freedom in a demanding profession.

Dr. Sanjay discussed key areas including income diversification, smart investing, tax planning, and the importance of understanding personal versus professional finances. He highlighted common financial pitfalls doctors face, such as delayed investing, lack of budgeting, and over- reliance on active income. He also encouraged radiologists to consider passive income streams and to be financially literate early in their careers. The session was interactive, with real-life examples and clear takeaways tailored specifically for medical professionals. Attendees left with actionable insights on how to build financial resilience and ensure that their professional success is matched by personal financial well-being.

"If you don't find a way to make money while you sleep, you have to work

till you die." - Dr. Sanjay HoD radiology KIMS organized the program along with his faculty and residents.



International Yoga Day program

IRIA KARNATAKA SHAKTHI YOGA SESSION

Time: Jun 21, 2025 07:00 PM India , The Shakti wing conducted an online Yoga session with webinar .Dr Gaana Ashwath , spoke on Yoga in pelvic floor weakness , spine and joint strengthening yogasanas with demonstartion and we also had the program moderated by Dr Sonal Kimmatkar who spoke on TIPS to radiologist on yoga .

Dr Varsha Kale co-ordinated the program.With immense gratitude and a genuine sense of fulfilment i thank on behalf of IRIA Karnataka and the IRIA Shakthi 2025 team.

My heartfelt appreciation goes first to our esteemed speaker, Dr. Gaana Ashwath, with grace and clarity, you reminded us that healing is not always loud or surgical — sometimes, it is silent, slow, and deeply personal.

To our gracious moderator, Dr. Sonali Kimmatkar Soni. Your voice brought rhythm to the discussion, and your insights added dimension to the science.

To the leaders who continuously make such meaningful conversations possible

Dr. Neera Kohli, Vice President of National IRIA — your vision, generosity of thought, and steadfast support create the scaffolding that elevates platforms like this.

To our luminous Shakthi core —

Dr. Flora Nelson and Dr. Madhavi Chandra — your leadership is both fierce and fluid, blending strength with intuition in a way that inspires us all.


And to my brilliant co-members of the Shakthi 2025 team Dr Rupa mam , Dr. Jahnvi G., and each invisible hand that shaped this evening.

To all who joined us this evening: your presence was your commitment.

Thank you all , once again.

Wishing you clarity of mind, strength of body, and calm in the spaces in between.

Dr Varsha Kale National Shakthi wing member, co-ordinated the program




IRIA KARNATAKA & IRIA SHAKTHI 2025


WELCOMES EVERYONE FOR A SPECIAL WEBINAR
ON 21 ST JUNE,
INTERNATIONAL DAY OF YOGA

DR GAANA ASHWATH, YOGA ENTHUSIAST,
TEACHER AND RADIOLOGIST FROM BENGALURU

SPEAKING ON YOGASANAS IN PELVIC FLOOR
WEAKNESS, SPINE AND JOINT PROBLEMS!
ON 21ST JUNE @ 7:00 PM



MODERATED BY: DR SONALI KIMMATKAR
SONI, FROM AMRITSAR, YOGA TIPS FOR
RADIOLOGISTS



DR PRADIN GU, PRESIDENT KARNATAKA IRIA
DR VIZAYASARADHI A, SECRETARY KARNATAKA IRIA
DR NEERA KOHLI, VICE PRESIDENT NATIONAL IRIA
DR FLORA NELSON NATIONAL SHAKTHI COORDINATOR
DR MADHAVI CHANDRA, NATIONAL SHAKTHI CO-COORDINATOR
DR RUPA ANANTHASIVAN, DR VARSHA KALE AND
DR JAHNAVI S, NATIONAL SHAKTHI MEMBERS 2025



HEPATO-BILIARY INTEGRATED TEACHING PROGRAM

Multidisciplinary approach was a feast with panel discussion moderated by Dr Indushekhar making it academically interesting.

Hands on workshop and live demonstration was very educative.

Dr Vasanth Kumar Director Health and family welfare graced the occasion, Dr Nagesh Director IGOT presence and Dr Maheshkumar KMC observer, excellent program by Dr Bharath and team.



IRIA Karnataka State Chapter – RADMINTON 2025

Badminton tournament in Bengaluru. On 5th October 2025.

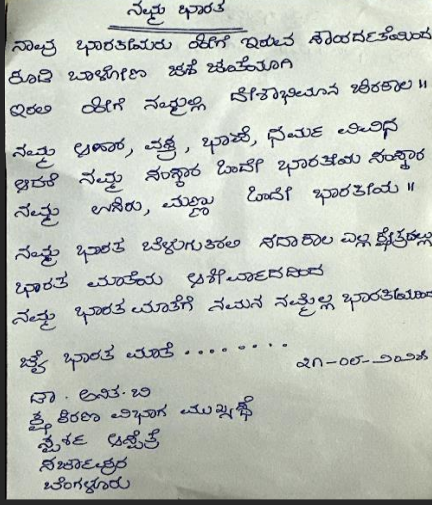
Organised by Dr Karthik G A and team. The day was filled with power, energy and talent. A welcome relaxation from routine work.

We thank Dr Sanjay for his support in getting the venue. Congratulations all participants and winners.



Dasara Dhamaka 2025

IRIA Karnataka conducted virtual competition in Poetry writing , Painting and Photography during Dasara festival .



Poetry



Painting



Award winning photography Dr Naveen Chandra Shetty & Dr Anitha

Breast Integrated Teaching Program

IRIA Karnataka state chapter in association with Dept of Radiodiagnosis, SABVMCRI organised Breast Integrated Teaching Program at Shri Atal Bihari Vajpayee medical college and Research institute (SABVMCRI), Shivajinagar, Bangalore on 12th October 2025.

Excellent informative lectures were given by Dr. Deepa from St. Johns, Dr. Sanjay sir from KIMS, Dr. Aditi Jain from M.S. Ramaiah medical college, Dr. Maithri. S. Patil from Cytecare, Dr. Sudhakar. S from HCG, Dr. Adrija Mandal Patil from NH, Dr. Vinayak. V. Maka from M.S. Ramaiah medical college, Dr. Lohita Krishna from Shri Shankara cancer hospital, Dr. Bharath. K. S from IGOT, Dr. Srinivas. M. R from BMCRI, Dr. Anitha from Sparsh Hospital, Dr. Gr. Capt. Rohit Agarwal from Command Hospital and Dr. Richa Jain from Breach Candy Hospital. Our heartfelt gratitude to all of them. The chief Guest for Inauguration was Dr. B. L. Sujatha Rathod, Director of Medical Education. Senior Radiologists Dr. Nagaraj. B. R sir, Dr. Srinivas Babu sir and Dr. Sudhakar were felicitated.

Panel discussion was ably moderated by Dr. Shivakumaraswamy. S from HCG. The panelists who shared their valuable experience include Dr. Vishnu Kurpad (Oncosurgeon from Shankara hospital), Dr. Sunil Sudharshan (Surgeon from Manipal Hospitals), Dr. Vinayak Maka (Medical Oncologist from M.S. Ramaiah medical college), Dr. Shilpa. P. R (Radiologist, UK), Dr. Santhosh. H. K (Radiologist, Fortis Hospitals), Dr. Deepti. H. V (Radiologist, Manipal Hospitals) and Dr. Priya. T. Rajan (Pathologist, Aster Reference lab). Dr. Sudhakar. S gave live demonstration of Sonomammography and Breast elastography. A case of Phyllodes tumor was provided for demo. It was exhibition of his expertise gained through years of dedicated work in breast imaging. The program concluded with Hands-on training by Dr. Sudhakar. S.

Our Sincere appreciation to Dr. Umashankar sir (Vijaya diagnostics, Yellahanka) and Dr. Bharath. K. S (IR from IGOT) for helping us in planning this program. Also we thank our sponsors Samsung India Electronics Pvt. Ltd. and Allengers for sponsoring the Program. We are deeply grateful to Dr. Ravi. N (Prof and HOD), Dr. Mahesh, Dr. Sirish. S and all Postgraduate students of BMCRI and SABVMCRI for conducting hassel-free program



MISSED IT MASTER IT CME

We welcome all case submissions where there is an opportunity for wider shared learning. Submissions could include discrepancies, near misses or good spots. These will be shared without blame or attributing fault and will remain entirely anonymous.

"It's not about the errors, it's about the learning"

The first of its kind organized by Karnataka , All senior Radiologists were resource people

X-Ray Misses that Matter - From Shadows to Significance by *Dr. Venkatraman Bhat*
Professor & Sr. Consultant Radiologist - Narayana Health

USG Pitfalls Unplugged - Fetal & General Clues You Can't Afford to Miss Dr. HT Narayana
Sr. Radiologist, Ex-President IRIA - NG Diagnostics

Subtle signs Big Impact Dr. Shri Harsha Krishna Sr. Consultant, Lead
Neuroimaging/HOD - Narayana Health

Every day errors Every day lessons Dr. Shivakanth N Consultant NeuroRadiology -
Narayana Health

Chest Misses - Hidden Nodules & Tricky Shadows Dr. Tanuj Gupta Sr. Consultant, Lead
Telerradiology - Narayana Health

Cardiac Pitfalls - Valves, Vessels & Walls That Hide in Plain Sight Dr. Madhav Hegde
Professor Sr. Consultant Radiology


*Little Lives, Big Misses - Pediatric Pearls to Never Miss Again Dr. Asha Thomas HOD
Pediatric Radiologist- Baptist Hospital
Quiz - Blink it or Wink it : Can You Catch What Most Miss? Dr. Vijay HV Sr. Radiologist
HOD Apollo BGS Mysore
Hepatobiliary Highlights - The Liver's Most Commonly Missed Secrets Dr. Sudhir Kale HOD,
Aster CMI & President elect IRIA
Gut Feelings & Urinary Insights - Small Errors, Big Consequences Dr. Anand HK Sr.
Consultant & Chief Radiologist Tenet Diagnostics
Pelvic Puzzle - Hidden Clues in Male & Female Pelvis Dr Aruna Patil HOD, Apollo
Bannerghatta Road & Lead Body Imaging*

*Chest, Cardiac and Pediatric Dr Bala Krishna Shetty Professor, Ex-Chancellor SSMC &
Chief Radiologist, Isha Diagnostic
Bones & Beyond (MSK Part 1) The Subtle Skeletal Misses Joint Decisions (MSK Part 2) -
When Misses Make the Case Dr Roshan Shetty Professor & Consultant Kanva Diagnostics
Kormangala
Onco Pitfalls - Spotting the Unseen in Cancer Imaging Dr Shivakumar Swamy Director &
Chief Radiologist HCG Bengaluru
Navigating the Legalities - Panel Discussion - Advocate Dorai Raj*



*40th Annual conference of IRIA Karnataka State Chapter
12th to 14th December 2025*











Maximum Topics on Radiology Posted on a Website for Consecutive Days

The record for the maximum number of topics on radiology posted on a website for consecutive days was set by Indian Radiological & Imaging Association, Karnataka State Chapter program KREP. Over 318 consecutive days, from January 1, 2025 to November 15, 2025, they posted different topics including Discovery of X rays, Research, cases, PET Scan, and others on their organization website, contributed by the Department of Radio Diagnosis from various medical college across Karnataka, as confirmed on November 18, 2025.



Mr Harish Adjudicator from Indian Book of Records announcing the Award to IRIA Karnataka State Chapter program KREP



<p>Radiodiagnosis SCMCH&RI, Channapatna</p>		<p>Radiodiagnosis RRMCH, Bengaluru</p>
<p>Radiodiagnosis SIMS&RC, Shivamogga</p>		<p>Radiodiagnosis KMC&RI, Hubballi</p>
<p>Radiodiagnosis SMSIMR, Chikkaballapur</p>		<p>Radiodiagnosis SJMCH, Bengaluru</p>
<p>Radiodiagnosis JJMMC, Davanagere</p>		<p>Radiodiagnosis Appollo Hospital, Bengaluru</p>
<p>Radiodiagnosis JNMC, Belgaum</p>		<p>Radiodiagnosis Narayana Health, Bengaluru</p>
<div style="border: 1px solid black; padding: 5px; text-align: center;"> <p>Maximum Topics on Radiology Posted on a Website for Consecutive Days</p> </div>		
<p>From 1st January 2025 teaching materials in Radio-physics, Research Methodology, Anatomy and Applied Radiology, Interesting cases pertaining to Radio-Diagnosis was Posted every day for the benefit of residents, faculty and radiologists contributed from Various institutions from Karnataka.</p>		
<p>Dr Pravin G U Chief Co-ordinator President IRIA Karnataka</p>		<p>Dr Madhav Hegde Co-ordinator Vice President IRIA Karnataka</p>



Dr Aruna Patil [IRIA KSC Oration] Dr Rajgopal [Dr S R Hegde Oration]



Chief Guest Dr Mohanan K Hon.Vice Chancellor KUHAS and Guest of Honor Dr Mantar Gowda MLA, Dr Pankaj Sharma Secretary General IRIA, Dr Sikander Sheik ICRI Chairman & other Dignitaries during Inaugural Lamp Lighting



**Dr Rajesh Revankar took honors on behalf of Hubli Dharwad Gadag Radiology association for succesfully organizing 39th annual conference
Dr Goutam & Dr Parthasarathi received on behalf of RRMCH for organizing 40th annual conference**



Chief Guest - Felicitation and Addressing the Conference delegates



**Chief Guest of 40th Annual conference of IRIA Karnataka State Chapter
Dr Mohanan K Hon.Vice Chancellor KUHAS and Former National IRIA President ..**
Sir stressed on how to utilize AI as an accompany to our imaging interpretation which also reduces burnout from workload, However the machine guides us in intervention the procedure has to be done by a Radiologist, this skill belongs to us not anyone was emphasized during the speech . Sir said Discoverer is above Discovery as there is always opportunity to improvise. For the youngsters & future radiologists Sir said you need to invest your mind and life in the profession you choose, amazing future is waiting in the world




Guest of Honor - Felicitations and Address



Guest of Honor Dr Mantar Gowda MLA and Radiologist thanked all for inviting and happy to be present in the program as a Radiologist and wished to be part of future scientific sessions as Sir said its very refreshing to be in Radiology sessions than Assembly sessions . Sir also said he will help in getting CA site for Radiology association and willing to contribute also.

Sir also said attending conference and CMEs will help in updating our knowledge at par with the new trends and modalities.

From Shadows to Certainty is what Radiology is – *Dr Mantar Gowda MLA*



Executive Director RRGi Dr Vijayanand S addressing the conference
Sir spoke on behalf of Respected RRGi Chairman Dr A C Shanmugam conveying his wishes, support and regrets for unable to attend the program due to emergency commitment. Sir said Chief guest Hon. Vice Chancellor resonates with excellence, integrity and progressive leadership. His commitment to advancing education, research and innovation along with high values. Sir wished all delegates and participants and warm, educative stay at RRMCH Radiotsava 2025.



Dr Pravin G U President IRIA Karnataka State Chapter 2025 addressed all the conference Guests, Past presidents, Delegates, participants. Acknowledged the team 2025 for all the support they gave for the whole year.

Dr Gurdeep Singh National IRIA president conveyed wishes to conference,

Dr Pankaj Sharma National IRIA Secretary general, Past National presidents

Dr Amarnath, Dr Umesh K, DR Sikander ICRI Chairman, RRGi Executive Director Dr Vijayanand S RRMCH Dean

Dr Sathyamurthy were dignitaries on the dias.

Thanked all the Past Presidents for the contribution and guidance.

Presented glimpse of all the activities conducted by IRIA KSC for the year 2025.

Also stressed the initiative of RGUHS and RRMCH regarding program DATRI – Organ donation to the needy.

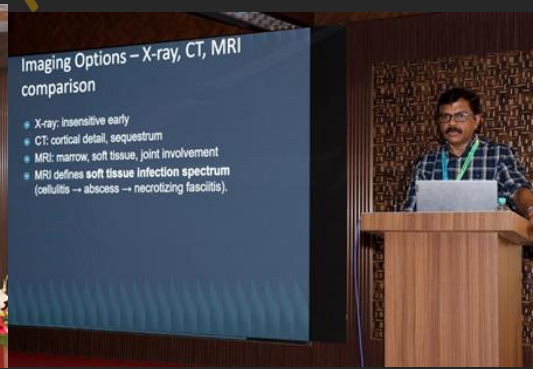
Around 500 + delegates registered for State conference. It was well organized by Team RRMCH. Feast of Knowledge, education, skill training, delicious food, banquet and significant Trade participation was witnessed.



Guard of honor to Chief Guest



Dr Goutam M Org.Chairman welcome address





Life time Achievment Awardee – Dr Venkataraman Bhat



Life time Achievment Awardee Dr Krishnan Menon

2025 conference exclusive: President Appreciation awards

1. Dr Hemanth Patel award - Highest contributor to KREP
2. Dr Gurudas award CME Program was conducted at Kodagu institute of medical sciences (KolMS) 8th June 2025
3. Dr B K N Murthy award SAVE THE GIRL CHILD act CME Program was conducted at NMCRI, Chikkaballapur 12th July 2025
4. Prof.Seshanarayan award HEPATO-BILIARY INTEGRATED TEACHING PROGRAM 20/7/25 @ IGOT Bengaluru
5. Dr Vishweshwaraiah award National IRIA Preventive Radiology CME on 3rd August 2025 at J.J.M. Medical College, Bapuji Auditorium, Davanagere.
6. Dr SatishChandra award CME Program at Gokak, On 10th august 2025
7. Dr C K Bangappa award Fetal CME Program at Siddhartha Medical college, Tumkur on 24th August, 2025
8. Dr Shankar Raj award WHO day on 7th April, Doctors day on 1st July , Cadaver based image guided workshop, Teachers day CME on 5th September 2025
9. Dr D C Parthasarthy award Abdominal Imaging CME Program at Sri Devaraj Urs Medical college, Kolar on 13-09-2025
10. Dr Rangaswamy award SABVMCRI Bengaluru, organized Breast Integrated Teaching Program 12TH OCTOBER 2025
11. Prof Poornima Hegde award Shakthi- CME 2025, Shimoga sub chapter 26th July 2025
12. Dr Ramprakash H V award A Comprehensive Workshop on Second Trimester Anomaly Scans KIMS
13. Dr B Y T Arya award Cardiac CT and MRI Master class was conducted on March 16th 2025 at Phillips Innovation Centre, Bengaluru.
14. Dr S R Hegde award Rajyothsava with Radothsava Outreach program at Chitradurga Fort and CME @ Basvaeshwara Medical College and Hospital, Chitradurga on 23rd November 2025
15. Dr S K Joshi award Radiology Update CME @SNMC ,Bagalkot on 16th November 2025.
16. Dr Umesh Krishnamurthy award Missed It Master It CME @ Bengaluru, organized by Department of Radio Diagnosis Narayana Hrudayalaya. on 26th October 2025
17. Dr H T Narayan award World Radiology Day CME @ MIMS mandya on 8th November 2025
18. Dr Raghavendra Bhat Award Radiology CME organized by Udupi District Radiologists on 21st December 2025 @ Udupi



**Dr Pravin G U taking Presidential Medal and charge for 2025 from
Dr Sampangi Ramaiah President IRIA KSC 2024**



**Dr Sudhir Kale taking Presidential Medal and charge for 2026 from
Dr Pravin G U President IRIA KSC 2025**



Hands on OPUS simulator course in mid trimester anomaly scan was conducted on 12th December 2025, preconference workshop for radiologists and residents. The first of its kind workshop was facilitated by Dr Raghavendra and team .

Experienced radiologists Dr Alok Varshney , Dr Rachita Ramamurthy , Dr Muralidhar kamalapur , Dr Ravi Badagandi , Dr Raghavendra , Dr Akhila and Dr Sahiti G conducted the workshop

IN MEMORIES

IRIA KSC mourns the sad demise of State and National IRIA members



Dr Rajshekar Muchandi



Dr Mallikarjunappa B



Dr Vyas Uchila

We pay homage to our Past national President



Dr Hemanth Patel

**All your work, guidance, efforts and support shall be always remembered
We pray God to give strength to the bereaved family**



Poem Dedicated to Save Girl Child



ಬ್ರೂಣ ಹೇಳಿತು ನಾನು ಒಂದು ಪ್ರಾಣ

ನನ್ನ ಸೃಷ್ಟಿಗೆ ಸೃಷ್ಟಿಕರ್ತನೇ ಕಾರಣ
ವಂಶ ವೃಕ್ಷಕ್ಕೆ ನಾನೇ ಪ್ರೇರಣ
ಜನ್ಮ ತಾಳುವೆ ಗರ್ಭವೆ ನನ್ನ ಅಂಕಣ
ಬ್ರೂಣ ಹೇಳಿತು ನಾನು ಒಂದು ಪ್ರಾಣ

ಸಂಬಂಧ ಆರಂಭದಲಿ ಕಂಕಣ
ಗರ್ಭ ಧಾರಣೆಯಲಿ ತಿರಿಶಿನ
ಎಲ್ಲರ ಕರೆದು ಹಾಕುವಿರಿ ರಸದೌತಣ
ಬ್ರೂಣ ಹೇಳಿತು ನಾನು ಒಂದು ಪ್ರಾಣ

ಗಂಡುಮಗು ಎಂದುರೆ ಮಾಡುವಿರಿ ಹೂರಣ
ಹೆಣ್ಣುಮಗು ಎಂದುರೆ ತೋರುವಿರಿ ದಾರುಣ
ಜನನಕ್ಕೂ ಮುನ್ನವೇ ನಾ ಕಾಣಬೇಕೇ ಮರಣ
ಬ್ರೂಣ ಹೇಳಿತು ನಾನು ಒಂದು ಪ್ರಾಣ

ಗಂಡೇ ಮನೆ ನೆಡುಸುವದೆನ್ನುವುದು ಪುರಾಣ
ಹೆಣ್ಣು ಮನೆ ಬೆಳಗಿಸಿ ಕರೆಗುವ ಮೇಣ
ಹೆಣ್ಣಾಗಲಿ ಗಂಡಾಗಲಿ ಮಗು ಎಂದು ತಿಳಿದಿಕೋ ಜಾಣ
ಬ್ರೂಣ ಹೇಳಿತು ನಾನು ಒಂದು ಪ್ರಾಣ

ಹೆಣ್ಣು ಮಗು ಎಂದು ಬಿಡಬೇಡಿ ಬಾಣ
ಶಿರಬಾಗಿ ಪೂಜಿಸುವೆ ನಿಮ್ಮ ಚರಣ
ಸಮಸ್ತ ಹೆಣ್ಣು ಪೀಳಿಗೆಗೆ ನನ್ನ ಕವನ ಅರ್ಪಣಾ ಸಮರ್ಪಣಾ
ಬ್ರೂಣ ಹೇಳಿತು ನಾನು ಒಂದು ಪ್ರಾಣ


ಬರೆದವನು ನಿಮ್ಮ ಪ್ರೀತಿಯ ಪ್ರವೀಣ

ಬ್ರೂಣ ಹೇಳಿತು ನಾನು ಒಂದು ಪ್ರಾಣ

ಡಾ : ಪ್ರವೀಣ್ ಜಿ ಯು




Written by Dr Pravin G U



IRIA

BY THE RADIOLOGISTS, OF THE RADIOLOGISTS FOR THE RADIOLOGISTS



Jai Hind
Jai Karnataka
Long Live IRIA





Sir W C Roentgen



Sir Godfrey Hounsfield



Dr Raymond
Damadian



Tom Brown



Dr Ian Donald



David Townsend



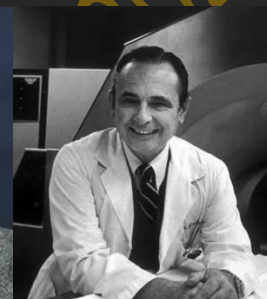
Ronald Nutt



Michael E. Phelps



Edward Hoffman



Michel Ter-Pogossian

Approximately 25 individuals have been awarded the Nobel Prize for scientific discoveries that directly or indirectly advanced medical imaging

- Wilhelm C Roentgen (1901) discovery of x-rays (Physics)
- Henri Becquerel, Marie Curie, Pierre Curie (1903) radioactivity (Physics)
- Marie Skłodowska Curie (1911) radium and polonium (Chemistry)
- Frederic Joliot and Irene Joliot-Curie (1935) artificial radioactivity (Chemistry)
- Ernest O Lawrence (1939) developed the cyclotron (Physics)
- George De Hevesy (1943) radioisotope tracers (Chemistry)
- Otto Stern (1943) magnetic moment of the proton (Physics)
- Isidor I Rabi (1944) nuclear magnetic resonance (Physics)
- Hermann J Muller (1946) x-ray-induced genetic mutagenesis (Medicine or Physiology)
- Edward Purcell and Felix Bloch (1952) NMR in condensed matter (Physics)
- Andre F Courmand, Werner Forssmann, Dickinson W Richards (1956) cardiac catheterization (Medicine or Physiology)
- Allan M Cormack and Godfrey N Hounsfield (1979) CT scanner (Medicine or Physiology)
- Nicolaas Bloembergen (1981) NMR relaxation mechanisms (Physics)
- Norman Ramsey (1989) chemical shift theory (Physics)
- Richard R Ernst (1991) NMR Fourier spectroscopy (Chemistry)
- Georges Charpak (1992) multiwire proportional chamber (Physics)
- Paul C Lauterbur and Peter Mansfield (2003) MRI (Medicine or Physiology)

HAPPY NEW YEAR 2026